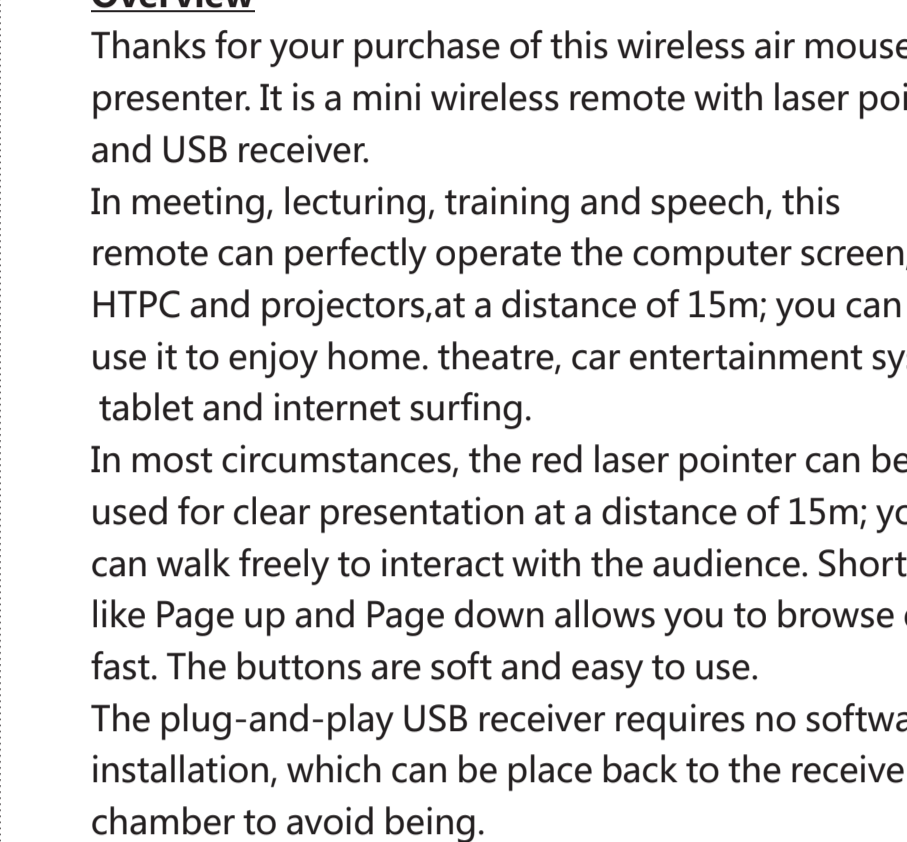


A Professional Wireless Air Mouse Presenter User Manual

Product Image



(Pictures for reference only, please in kind prevail)

Overview

Thanks for your purchase of this wireless air mouse presenter. It is a mini wireless remote with laser pointer and USB receiver.

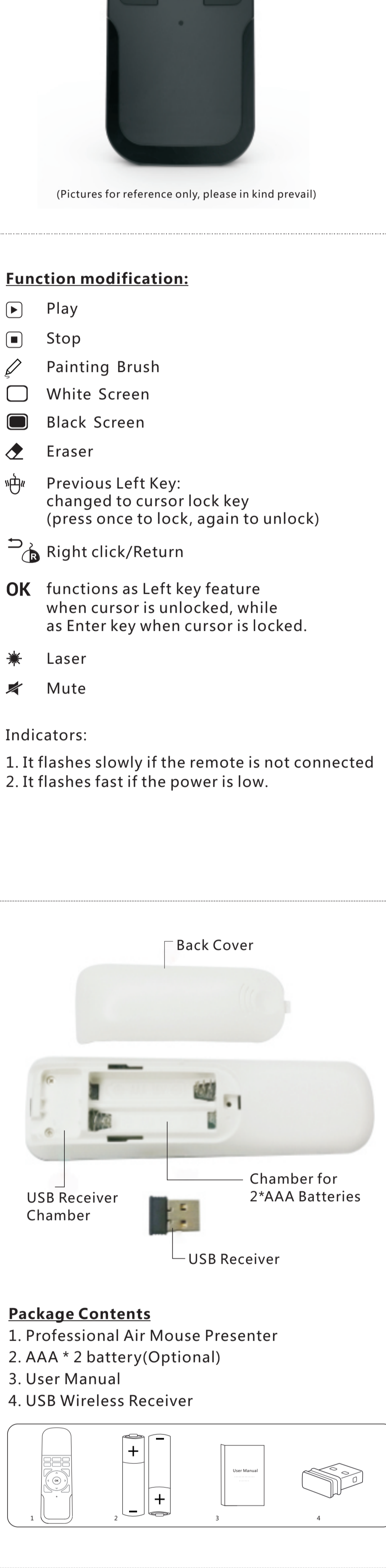
In meeting, lecturing, training and speech, this remote can perfectly operate the computer screen, HTPC and projectors, at a distance of 15m; you can also use it to enjoy home theatre, car entertainment system, tablet and internet surfing.

In most circumstances, the red laser pointer can be used for clear presentation at a distance of 15m; you can walk freely to interact with the audience. Shortcuts like Page up and Page down allows you to browse data fast. The buttons are soft and easy to use.

The plug-and-play USB receiver requires no software installation, which can be placed back to the receiver chamber to avoid being lost.

Introduction

Product overview



(Pictures for reference only, please in kind prevail)

Function modification:

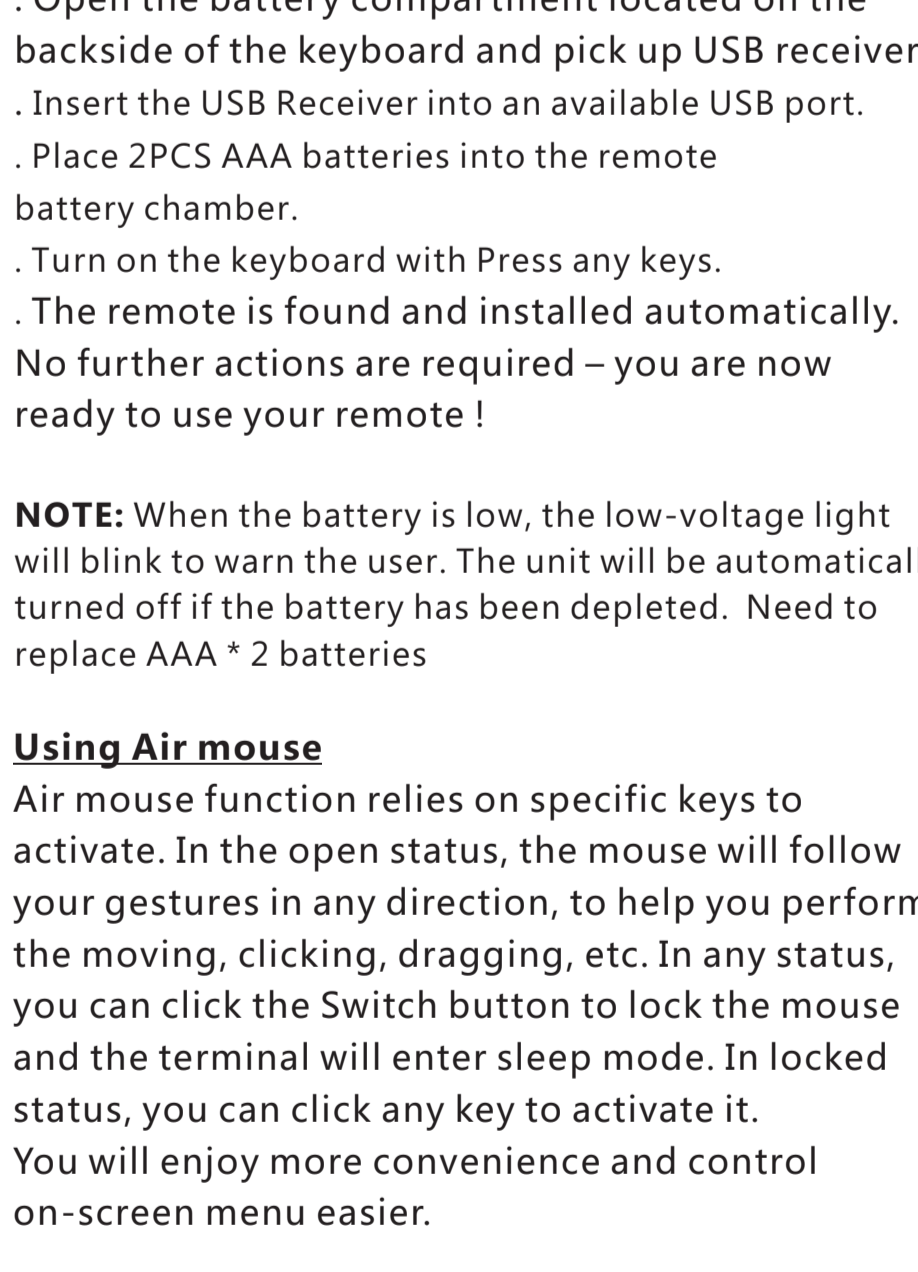
- Play
- Stop
- Painting Brush
- White Screen
- Black Screen
- Eraser
- Previous Left Key:
changed to cursor lock key
(press once to lock, again to unlock)
- Right click/Return

OK functions as Left key feature when cursor is unlocked, while as Enter key when cursor is locked.

- Laser
- Mute

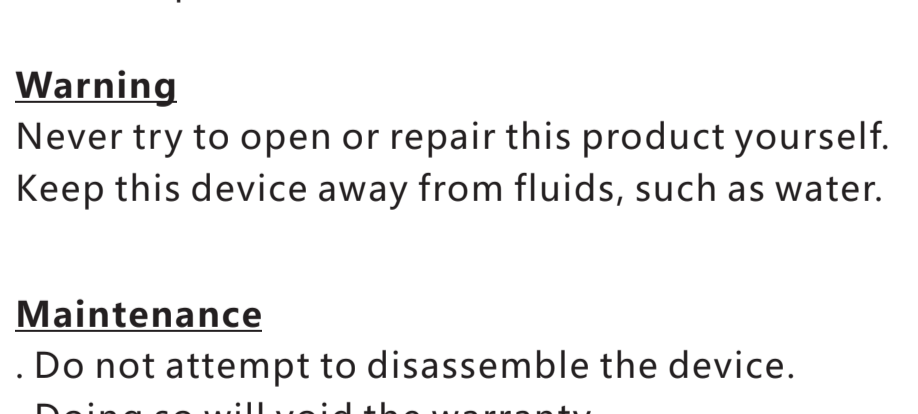
Indicators:

1. It flashes slowly if the remote is not connected
2. It flashes fast if the power is low.



Package Contents

1. Professional Air Mouse Presenter
2. AAA * 2 battery (Optional)
3. User Manual
4. USB Wireless Receiver



System Requirements

- . HID compatible device
- . Terminal with USB port
- . Windows 2000
- . Windows XP
- . Windows Vista, Windows CE, Windows 7, Windows 8
- . Linux (Debian-3.1, Redhat-9.0, Ubuntu-8.10, Fedora-7.0 tested)
- . Android OS (With standard USB interface)

Specifications

- . Receiver(dongle): Nano style
- . Connection port : With USB2.0 above
- . Transmission mode: GFSK 2.4GHz, up to 10 meters
- . Transmission Power: Less than +4db
- . Power supply: AAA * 2 battery
- . Sleeping current class1: 50uA
- . Operation voltage: 3V
- . Operating current: <15mA
- . Product Weight: 65g (Contains battery and receiver)
- . Product Size: 132*40*22mm

Installation

- . Open the battery compartment located on the backside of the keyboard and pick up USB receiver.
- . Insert the USB Receiver into an available USB port.
- . Place 2PCS AAA batteries into the remote battery chamber.
- . Turn on the keyboard with Press any keys.
- . The remote is found and installed automatically.

No further actions are required – you are now ready to use your remote !

NOTE: When the battery is low, the low-voltage light will blink to warn the user. The unit will be automatically turned off if the battery has been depleted. Need to replace AAA * 2 batteries

Using Air mouse

Air mouse function relies on specific keys to activate. In the open status, the mouse will follow your gestures in any direction, to help you perform the moving, clicking, dragging, etc. In any status, you can click the Switch button to lock the mouse and the terminal will enter sleep mode. In locked status, you can click any key to activate it. You will enjoy more convenience and control on-screen menu easier.

Auto Sleep and Wake-up feature

The keyboard supports auto sleep and wake-up. Without operation around 3 minutes, the keyboard will enter sleep mode. In sleep status, all LED indicators are off. Pressing any key can wake it up.

Warning

Never try to open or repair this product yourself. Keep this device away from fluids, such as water.

Maintenance

- . Do not attempt to disassemble the device.
- . Doing so will void the warranty.
- . The battery will discharge if it is stored for a long time without operation.
- . Do not expose the device in extreme heat or cold environment, which will shorten the battery life.

Disposal

Always dispose the used appliance at a recycling centre. Do not dispose the used appliance together with the household waste.

Notice:

Due to 2.4G wave technology adoption, the connection can be subject to interference from obstacles, like walls, metals, or other electronic devices. Please keep the space between the keyboard and USB receiver free of obstacle.

In line with the policy of continued development, the manufacturer reserves the right to amend the specifications without prior notification. The illustrations in the user manual are for reference only. Please operate according to the real design.

1141 Budapest, Fogarasi út 77. 1095 Budapest, Mester u. 34.
 Tel.: *220-7940, 220-7814, 220-7959, Tel.: *218-5542, 215-9771, 215-7550,
 220-8881, 364-3428 Fax: 220-7940 216-7017, 216-7018 Fax: 218-5542A
 Mobil: 30 531-5454, 30 939-9989 Mobil: 30 940-1970, HD 9L 9-€JHE

www.delton.hu

E-mail: info@delton.hu Web: www.delton.hu